

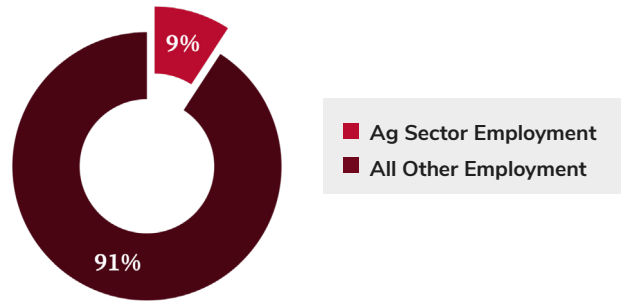
Scioto County

2022 Ohio Agricultural Industry Contribution Analysis

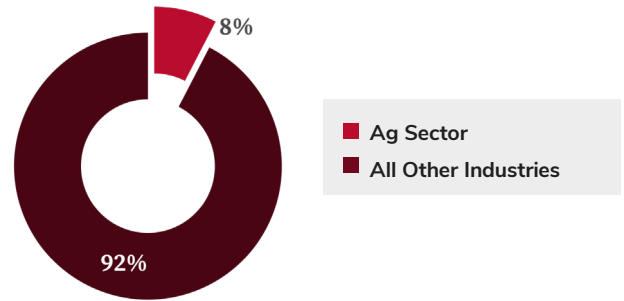
ABOUT THE REPORT

This report was developed in partnership with the Ohio State University Extension Community Development IMPLAN User Group utilizing IMPLAN's 2022 Data for Ohio counties. Reports are a snapshot of agricultural indicators that help tell the county's economic story. Extension educators can share the data with their clientele, compare data with other counties, and use the data to support programmatic initiatives.

2022 Ohio Ag Sector Total Employment



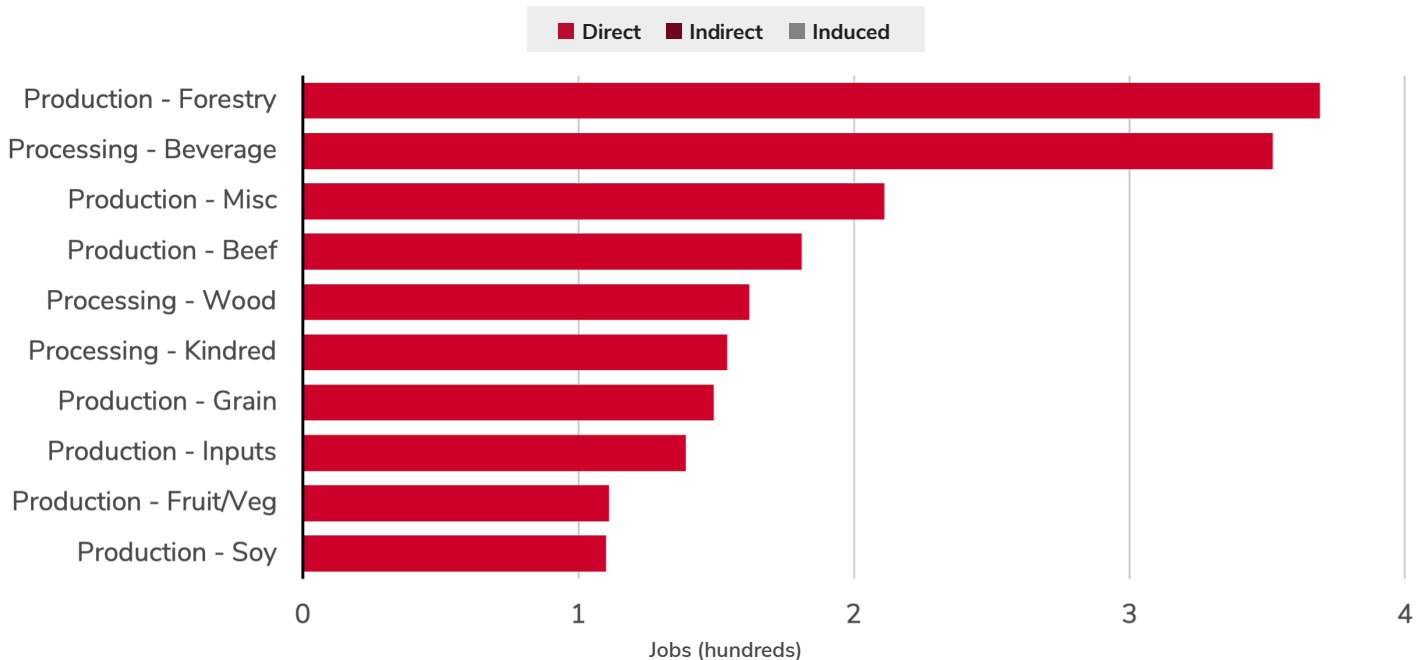
2022 Ohio Ag Sector Total Value Added



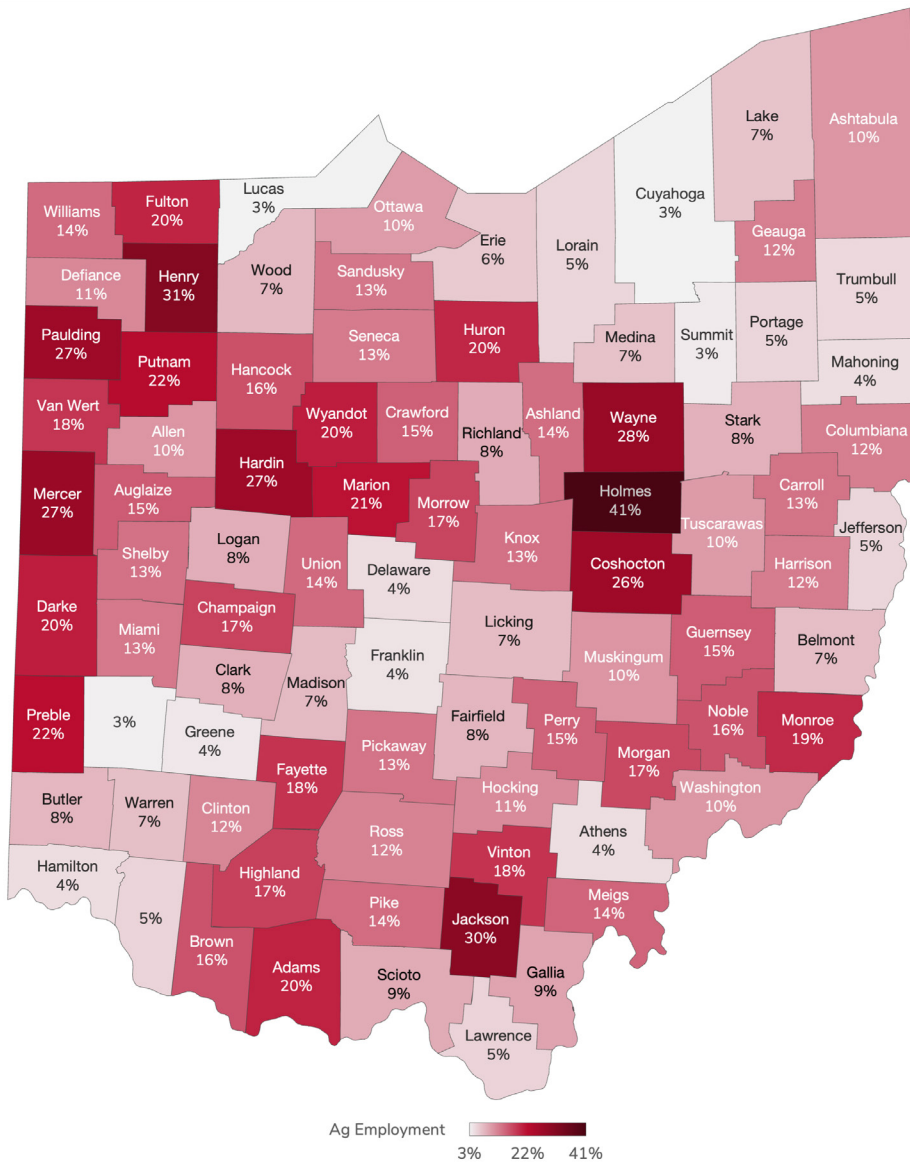
2022 Agricultural Industry Impact Summary

Impact	Jobs	Value Added
Direct	2,066	\$179,294,880
Indirect	285	\$28,724,323
Induced	391	\$37,050,688
Total	2,742	\$245,069,891

TOP 10 AGRICULTURAL EMPLOYMENT INDUSTRIES



AG SECTOR % OF TOTAL COUNTY EMPLOYMENT (2022)



SCIOTO COUNTY AGRICULTURAL INDUSTRY STATEWIDE RANKINGS BY EMPLOYMENT

29th

Beef Cattle Production

68th

Dairy Cattle and Milk Production

66th

Grain Production

74th

Hogs and Other Farm Animals

55th

Soybean and Other Oil Crops

63th

Poultry and Egg Production

IMPLAN is a regional economic analysis software application that is designed to estimate the impact or ripple effect of a given economic activity within a specific geographic area through the implementation of its input-output model.

For more information, visit implan.com.