



# PAS HORSE SHOW

OPEN TO YOUTH FROM  
ALL COUNTIES!

June 22<sup>nd</sup> and  
June 23<sup>rd</sup>, 2019

Beginning at 9:00 am  
Two Separate Shows,  
Both Single Judged

**Henderson's Arena**  
800 Van Fossan Rd  
Jackson, OH 45640

Sponsored by Scioto County

## ADDITIONAL COSTS (NOT REQUIRED)

- Stalls, includes one bag of shavings: \$20.00 per day
- Additional Shavings: \$6.00 per bag
- Campsite rental w/electric: \$20.00 per day
- Campsite rental w/ electric & water: \$25.00 per day

## Mail Registration forms to:

Scioto County Horse Committee  
2368 Dogwood Ridge Rd, Wheelersburg, OH 45694

Questions? Contact Josi Brodt-Evans  
(740) 354-7879 or brodt-evans.1@osu.edu

# Multi-County PAS Horse Show Registration Form Henderson's Arena

Saturday, June 22<sup>nd</sup> and Sunday, June 23<sup>rd</sup> of 2019  
Classes start at 9 AM

If registering for both days, you must complete an entry form for each show.

Office Use Only
Cash or Check _____
Stall ____ Camper ____
Back # _____
Total paid _____

Circle One: This entry form is for **June 22<sup>nd</sup>** **June 23<sup>rd</sup>**

Exhibitor Name: \_\_\_\_\_ Age: \_\_\_\_\_

Address: \_\_\_\_\_

County: \_\_\_\_\_ Phone: \_\_\_\_\_

E-Mail: \_\_\_\_\_

Horse Name: \_\_\_\_\_

Horse Name	Class Name	Class Number

## MUST send Horse ID Form and Out-Of-County PAS Form with registration

- \$25 registration fee **DUE JUNE 14<sup>th</sup>**, includes 2 classes plus \$5 grounds fee
- \$10 per additional classes (over 2) due day of show.
- \$5 late fee added for registrations after June 14<sup>th</sup> (Entries will be accepted the day of the show)
- It is highly encouraged to submit class registrations ahead of time if you're planning to pay the day of.

Send registration, Horse ID form, Out-Of-County PAS form and payment to:

**Scioto County Horse Committee**  
2368 Dogwood Ridge Road  
Wheelersburg, Oh 45694

### Questions?

Contact Josi at the Scioto Extension Office at 740-354-7879 or [brodt-evans.1@osu.edu](mailto:brodt-evans.1@osu.edu)

**2019 Multi-County 4-H PAS Horse Show**  
**Henderson's Arena, June 22<sup>nd</sup> & June 23<sup>rd</sup>**  
**9:00 AM**

*(two separate single judge shows, same classes and order for both days)*

**Sign up for no more than four (4) State Fair qualifying classes. Exhibitor must make qualifying score in at least 2 State Fair qualifying classes to go to State Fair.**

Class age-breaks are based on member's age on January 1, 2019

<b>Class 1.</b>	Draft Showmanship, Horse/Pony/Mule	<b>Class 20.</b>	Easy-gaited Equitation
<b>Class 2.</b>	Hunter Showmanship	<b>Class 21.</b>	Easy-gaited Pleasure
<b>Class 3.</b>	Easy Gaited Showmanship	<b>Class 22.</b>	Saddle Seat English Pleasure
<b>Class 4.</b>	Saddle Type Showmanship	<b>Class 23.</b>	Saddle Seat Equitation
<b>Class 5.</b>	Small Equine Showmanship (Hunter/ Western 8-18)	<b>Class 24.</b>	Senior Western Horsemanship (open to all members age 14 to 18)
<b>Class 6.</b>	Senior Western Showmanship (open to all members age 14 to 18)	<b>Class 25.</b>	Junior Western Horsemanship (open to all members age 8 to 13)
<b>Class 7.</b>	Junior Western Showmanship (open to all members through age 13)	<b>Class 26.</b>	Western Pleasure
<b>Class 8.</b>	Pole Bending	<b>Class 27.</b>	Ranch Pleasure
<b>Class 9.</b>	Stakes	<b>Class 28.</b>	Western Riding
<b>Class 10.</b>	Key Hole	<b>Class 29.</b>	Ranch Riding
<b>Class 11.</b>	Barrels	<b>Class 30.</b>	Western Reining
<b>Class 12.</b>	Ground Roping	<b>Class 31.</b>	Pleasure Driving Small Equine
<b>Class 13.</b>	Hunter Over Fences	<b>Class 32.</b>	Pleasure Driving Light Horse/ Pony
<b>Class 14.</b>	Hunt Seat Equitation Over Fences	<b>Class 33.</b>	Single Hitch Draft Driving
<b>Class 15.</b>	Hunter Hack	<b>Class 34.</b>	Driving Reinsmanship
<b>Class 16.</b>	Small Equine Hunter Over Fences	<b>Class 35.</b>	Trail
<b>Class 17.</b>	Small Equine Jumper in Hand	<b>Class 36.</b>	Trail in Hand
<b>Class 18.</b>	Hunter Equitation	<b>Class 37.</b>	Driven Trail, Draft/Light Horse/Pony or Small Equine
<b>Class 19.</b>	Hunter Under Saddle (Pleasure)		

**PAS FORM FOR YOUTH GOING TO OTHER COUNTIES TO QUALIFY**

Youth's Name \_\_\_\_\_ Home County \_\_\_\_\_

Birth Date \_\_\_\_\_ Age (as of Jan 1<sup>st</sup>) \_\_\_\_\_ Home Phone \_\_\_\_\_ Cell Phone \_\_\_\_\_

Address \_\_\_\_\_

Project Horse's Name \_\_\_\_\_ (Animal ID Form MUST be attached)

Home County 4H Educator \_\_\_\_\_  
Printed Name Signature of 4H Educator

County where going to qualify for State Fair \_\_\_\_\_

Class Name	Score Received	Qualified	
		Yes	No
1.			
2.			
3.			
4.			

\_\_\_\_\_  
Printed Name Signature  
of Show Manager/ 4H Educator of county of show      of Show Manager/ 4H Educator of county of show

Address \_\_\_\_\_

Phone \_\_\_\_\_

Attention: The Youth going to the other county is responsible to get the information listed above and to return this completed form to the home 4-H Educator in time so that they can get the youth entered in the State Fair Junior Fair Horse Show

The home 4-H Educator must sign this form, list the county the youth is going to and then give it to the youth to take to the show that they are going to, to try to qualify. A youth may not go to more than two shows or one show with two judges.

# HORSE'S IDENTIFICATION FORM

4-Her's Name \_\_\_\_\_ County \_\_\_\_\_

Horse's Name \_\_\_\_\_ 4-H Club Name \_\_\_\_\_

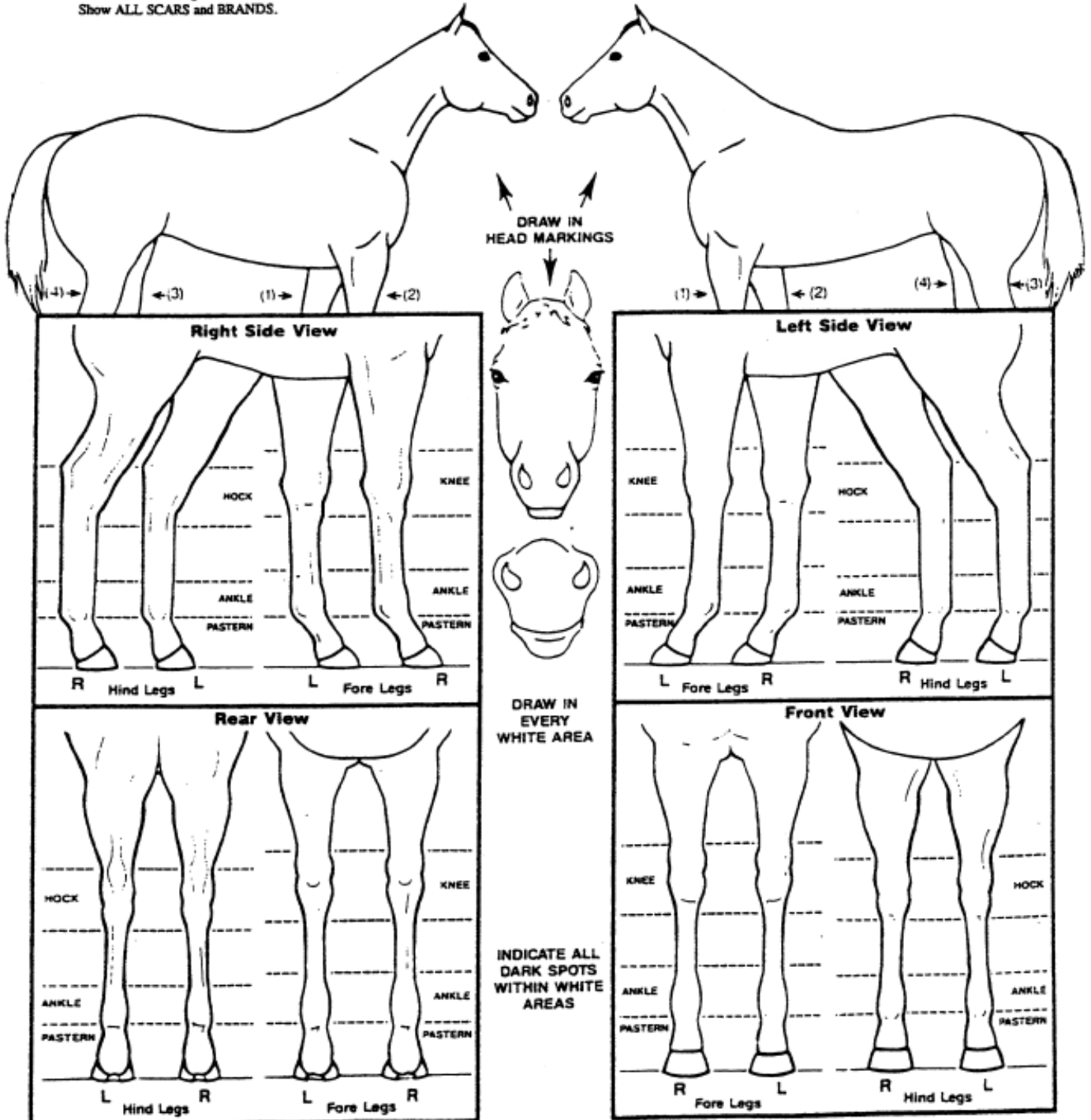
Horse \_\_\_\_\_ Pony \_\_\_\_\_ Height \_\_\_\_\_ Sex \_\_\_\_\_ Age \_\_\_\_\_

Breed or Type (saddle, hunter, stock) \_\_\_\_\_

Basic Color \_\_\_\_\_ Face and Leg Markings \_\_\_\_\_

On Diagram Below, **OUTLINE** with Dark Solid Lines  
**ALL** White Markings.  
 Show **ALL SCARS** and **BRANDS**.

Check if leased horse



**PAS – PERFORMANCE AGAINST THE STANDARD PROGRAM  
2019 STATE FAIR QUALIFICATIONS**

**Note: Shaded areas represent changes in scores/times from previous year.**

**The rules for the program for 2019 will be as follows:**

- At the beginning of the year the youth determines in which State Fair classes they want to qualify. They are limited to four classes. The four classes may be any of the classes offered at State Fair. The following is a list of all State Fair classes to be offered in 2019 and the minimum scores/or maximum times to qualify for these classes:

CLASS	QUALIFYING SCORE (JR/SR)	CLASS	QUALIFYING SCORE (JR/SR)
WESTERN SHOWMANSHIP	90	HUNTER OVER FENCES	75
HUNTER SHOWMANSHIP		EQUITATION OVER FENCES	75
SADDLE TYPE SHOWMANSHIP		HUNTER HACK	80
EASY-GAITED SHOWMANSHIP			
DRAFT SHOWMANSHIP			
WESTERN HORSEMANSHIP	85	SMALL EQUINE HUNTER	75
HUNT SEAT EQUITATION		SMALL EQUINE JUMPER	0 FAULTS
SADDLE SEAT EQUITATION			
EASY-GAITED EQUITATION			
WESTERN PLEASURE	85	DRAFT HORSE DRIVING	85
RANCH PLEASURE		PLEASURE DRIVING	85
HUNTER UNDER SADDLE		DRIVING REINSMANSHIP	85
ENGLISH PLEASURE		DRIVEN TRAIL	65
EASY-GAITED PLEASURE			
		RANCH RIDING	65
		WESTERN RIDING	
		REINING	68
		TRAIL/TRAIL IN-HAND	
GROUND ROPING	QUALIFYING SCORE: 75% (90 OUT OF 120 POSSIBLE POINTS)		

GYMKHANA CLASSES – Time given is maximum time in seconds. The judge has the right to increase the maximum time, but is limited to one second for poor arena conditions or two seconds for extremely poor arena conditions. **Times are not to be rounded up or down.** (For example, if the qualifying time is 19.000 seconds and the horse/rider's time is 19.050, their time is greater than 19.000 seconds and is not a qualifying time.)

BARREL PATTERN	A Sec.	B Sec.	C Sec.	D Sec.
PONY or JUNIORS	22.500	21.000	20.000	18.500
SENIORS	21.500	20.000	19.000	17.500

POLES	Sec.	STAKES RACE	Sec.
PONIES or JUNIORS	25.500	PONIES or JUNIORS	18.500
SENIORS	24.500	SENIORS	18.000

KEYHOLE RACE	Sec.
PONIES or JUNIORS	10.500
SENIORS	10.000



## PAS – PERFORMANCE AGAINST THE STANDARD PROGRAM 2019 STATE FAIR QUALIFICATIONS

2. After the youth turn in their class choices for State Fair qualification, the county needs to develop a qualifying show for all classes in which youth want to try out. Classes need to be subdivided as they are for State Fair with the exception that you need not divide showmanship, horsemanship, or equitation classes into as many age classes as is done at State Fair. Riding/driving classes should be divided so that a judge needs not evaluate more than approximately ten (10) youth at a time.
3. A county (or group of counties) may offer up to two shows or have two judges at one show. In a show with two judges, the scores should not be averaged. Counties must hire judges that are approved to judge PAS shows from the current year's Ohio 4-H Horse Show Judges List. This list can be found online at <http://horse.osu.edu>.
4. Gymkhana classes – Riders get one run (attempt) per class in a show to qualify unless county or counties are using one show with two judges to qualify youth. Then the youth may have two attempts (runs) as long as they are not disqualified in the first run. If the youth receives a no time in their first run then they are still eligible for their second run. If the youth receives a disqualification in their first run then they do not receive a second run.
5. See current rule book for requirements for all classes.
6. A horse cannot show at State Fair in both Trail In-Hand and in Trail classes.
7. A horse cannot show at State Fair in both Western Pleasure and Ranch classes.
8. A horse cannot show at State Fair in both Intermediate Equitation Over Fences and Advanced Equitation Over Fences classes.
9. A horse cannot show at State Fair in both Low Hunter Over Fences and Regular Hunter Over Fences.
10. A county may have requirements for youth to complete before they may enter State Fair qualifying shows (i.e. written tests, interview judging, club meeting attendance, etc.).
11. The show committee must have class score sheets printed for the judge when he/she gets to the show. These sheets are available on the internet site: <http://horse.osu.edu>. The judge will score the youth in the classes. As the sheets are turned in, someone from the show committee should sum the scores. These scores can then be compared to the required standards scores to determine if the youth qualified in that class for State Fair. Post the scores as soon as possible after the class is held so youth know what they have to do in future classes to qualify. If the judge gets to a point in the scoring that they know a youth will definitely not qualify for State Fair, they may place a NQ (not qualified) in the total score box on the evaluation sheet and quit keeping score on that youth.
12. PAS qualifying scores must be included on the county's PAS verification form submitted to the Ohio State Fair entry department by 1:00 pm on Wednesday, July 3, 2019. It is the responsibility of each exhibitor to submit their entry and pay their \$40 stall fee online at [www.ohiostatefair.com](http://www.ohiostatefair.com) by 1:00 pm on Wednesday, July 3, 2019. BOTH THE PAS VERIFICATION FORM (submitted by the county) AND THE ONLINE ENTRY FORM (submitted by the exhibitor) MUST BE SUBMITTED BY 1:00 PM ON WEDNESDAY, JULY 3, 2019 FOR THE EXHIBITOR TO BE ABLE TO COMPETE.
13. PAS classes should not be placed. If you wish to give awards, give awards based on score received (i.e. if a youth scores a 90 in showmanship, they get an award indicating excellence in that class).
14. A youth may only use one horse to try out in PAS shows and cannot replace a horse for any reason after they have shown in their first PAS class.
15. A youth must qualify in any two (2) classes in order to compete in the State Fair Junior Horse Show. Counties may allow youth to qualify in more than two classes; however, youth may enter in a maximum of four classes at the State Fair Junior Horse Show, this includes ground roping. At the State Fair Junior Horse Show, youth will only be allowed to show in classes for which they qualified. **Youth should review the 2019 State Fair Junior Horse Show schedule carefully for potential class conflicts when selecting their classes. At State Fair, classes will not be held for class conflicts.**
16. Exhibitors that have animals that are of incorrect size for the entered class will be moved to the correct class.
17. Due to the expense of conducting horse shows, some counties may find it desirable to have a show that includes classes that are not judged by PAS standards. This is acceptable; however, PAS classes may not be combined with other classes.

## **PAS – PERFORMANCE AGAINST THE STANDARD PROGRAM 2019 STATE FAIR QUALIFICATIONS**

18. Entry fees may be charged for PAS State Fair qualifying shows/classes to help cover the expense of these classes.
19. Multiple counties are encouraged to have joint qualifying shows to help decrease the cost of the shows.
20. Counties can send their youth to another county to qualify for any reason, but these guidelines must be followed:
  - a. The reason must be acceptable to the Extension Professional in both counties involved.
  - b. The Extension Professional is responsible for the entries being sent to State Fair by the entry deadline. If a youth qualifies out of county, the home Extension Professional must make the entry by the deadline. It is the responsibility of the youth to get the qualification results to their local Extension Professional.
  - c. The youth will pay the county to which they go a minimum of \$10 per class entered to cover the costs of their participation.
  - d. A youth cannot compete in more than two (2) PAS shows or one PAS show with two judges.
  - e. A county could elect to send all of their youth to one or two PAS shows instead of holding a PAS show in their county. Rules a-d apply.
  - f. If a county only offers one PAS show with one judge, and a youth wants to go to an additional PAS show, they may. Rules a-d apply.
  - g. An Out-of-County PAS form is available online at <http://horse.osu.edu>.
21. Show management should not expect judges to give comments to youth in PAS classes since the youth can see their evaluation on the posted score sheets.
22. Easy Gaited horses may not show in riding classes that require a trot. Correct tack and attire for Easy Gaited Equitation and Easy Gaited Pleasure is Saddle Seat or Western tack and attire, respectively. **Easy Gaited classes for State Fair will be two gaited classes (no canter).** Gaits will be a Show Walk and a Show Gait. County qualifying classes will also be two gaited. In Easy Gaited Pleasure, the Show Gait will be worth 70 points since they do not canter. Easy Gaited horses may show in Gymkhana if the class does not require a trot.
23. A youth may show in draft (horse or pony) or light (horse or pony) driving, but not both. A heavy harness is expected in draft classes while a light harness is expected in light horse/pony driving classes.
24. **Patterns for 2019 PAS qualifying classes are included at the end of this document. These patterns are the only patterns to be used for PAS classes in 2019.** In addition to these patterns, the following rules will apply for the specified classes:
  - PAS Qualifying Showmanship Rules**
    - a. A judge may bring the class into the arena and then do the pattern, or they may work the youth as they enter the arena. Draft horses are an exception in that they will always come into the arena and work out of the line.
  - PAS Qualifying Horsemanship/Equitation Rules**
    - a. For Western Horsemanship and Hunter Equitation, the judge may work the pattern as the rider enters the area and then bring either the finalist or the whole class back for rail work. They may work the rail first and do the pattern afterward for any Horsemanship/Equitation class. Saddle Seat and Easy Gaited Equitation will always work the rail first.



# Legend for Patterns

**READ instructions carefully, diagrams may be abbreviated**

Walk or Hand Gallop ..... or -----

Trot, Jog or Show Gait - - - - -

Sitting Trot - . - . - . - . - . -

Extended Trot or Jog — . . — . . — . . -

Canter or Lope or Hand Gallop \_\_\_\_\_

Back ←  or ||||

Markers ▲ or (A)

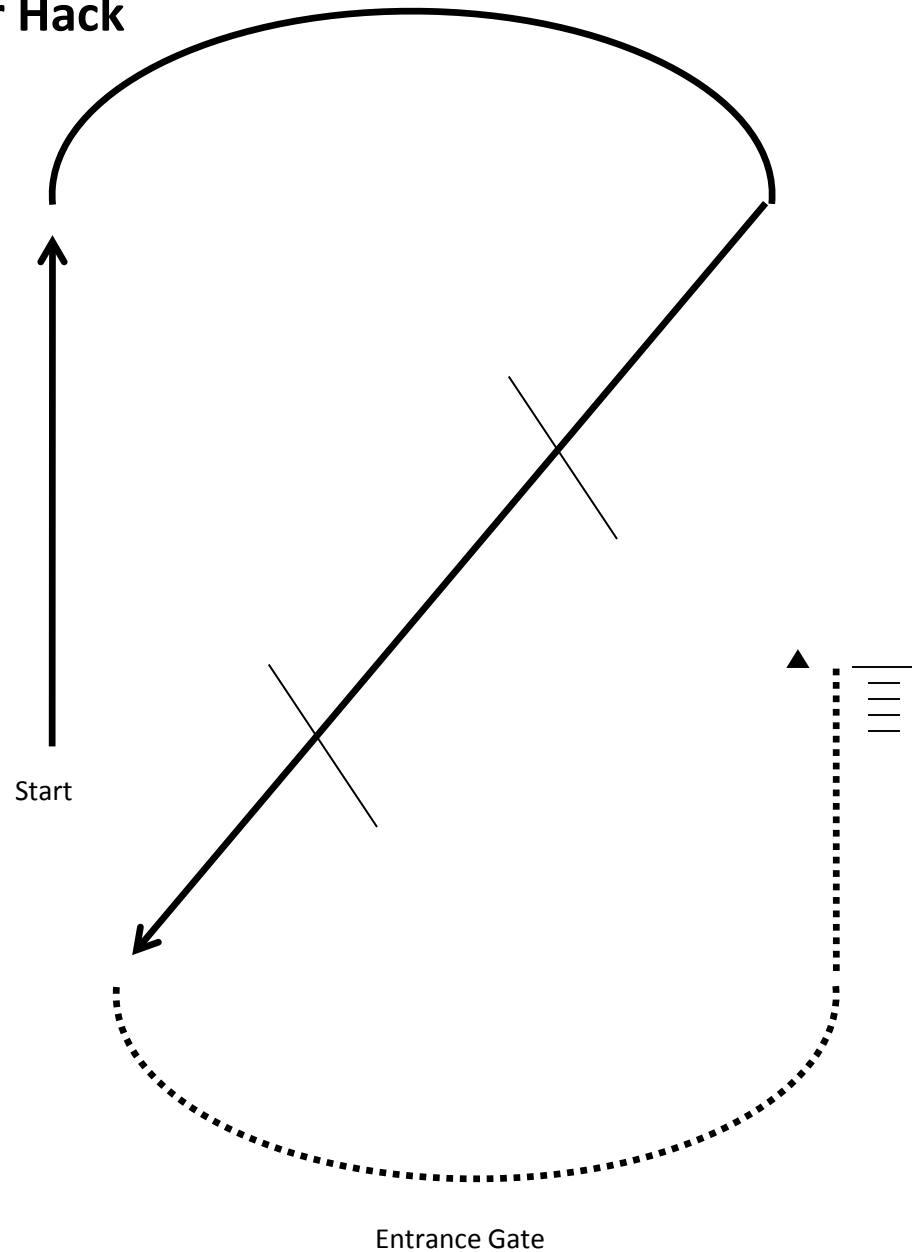
Sidepass // // // //

Judge (J)

**When a pattern is finished, either line up or exit the arena as directed by the ring steward.**

## Hunter Hack

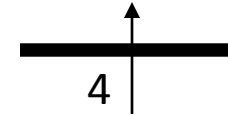
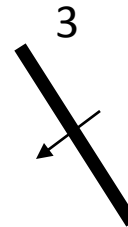
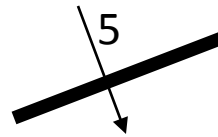
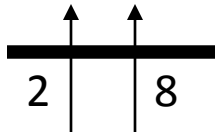
1. Fences are set ~72 feet apart.
2. After second fence, hand gallop to marker.
3. Stop and back at least 5 steps.
4. Drop your reins to signal completion.



# Intermediate Equitation Over Fences & Low Working Hunter

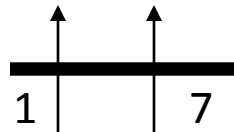
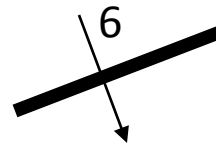
Exit Gate

PAS 2019



72'

60'



Entrance Gate

## Fence Heights:

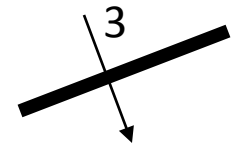
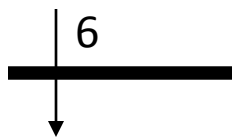
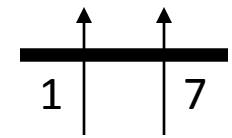
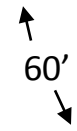
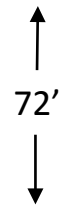
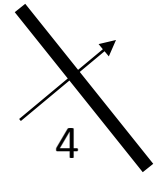
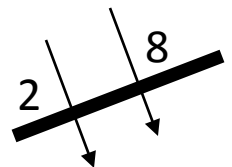
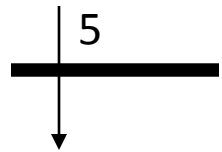
Horse and Medium/Large Pony – 2'3"

Small Pony – 2'

# Advanced Equitation Over Fences & Regular Hunter Over Fences

Exit Gate

PAS 2019



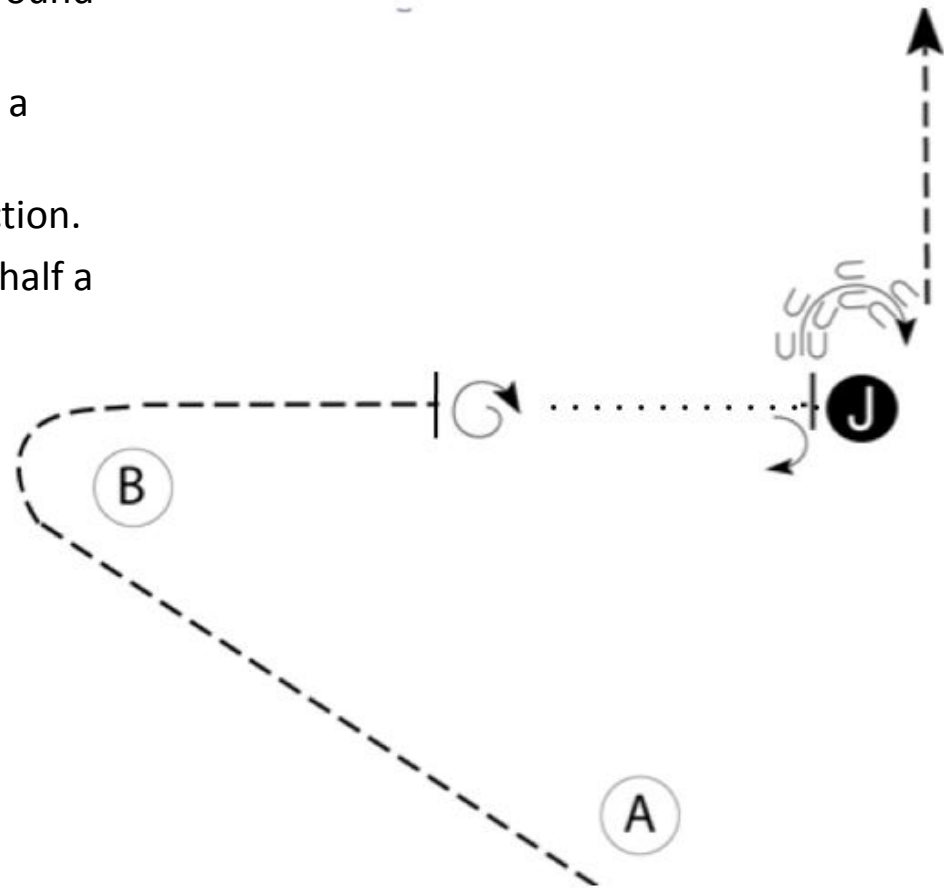
Entrance Gate

**Fence Heights:**  
Horse and Medium/Large Pony – 2'6"  
Small Pony – 2'

# Western Showmanship

PAS 2019

1. Be ready at A.
2. When acknowledged, trot to and around B.
3. Halfway to Judge, stop and execute a 360° turn.
4. Walk to Judge and set up for inspection.
5. When dismissed turn 90° and back half a circle around Judge.
6. Trot to exit.

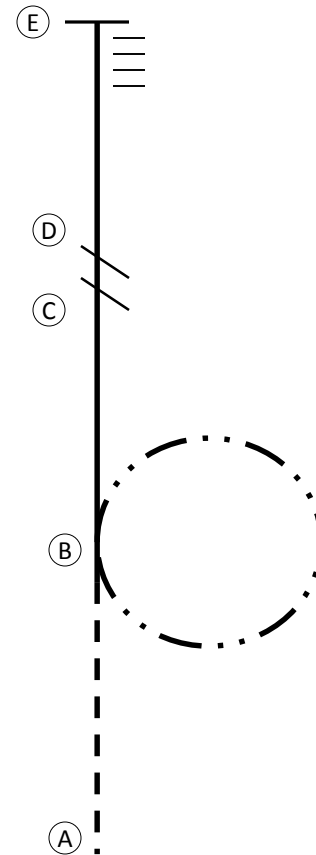


Entrance Gate

# Western Horsemanship

PAS 2019

1. Jog from A to B.
2. Extend the jog at B and circle to the right at the extended jog.
3. After completing circle, lope left lead from B to C.
4. Change leads between C and D.
5. Lope on the right lead to E.
6. Stop at E and back one horse length.



Entrance Gate

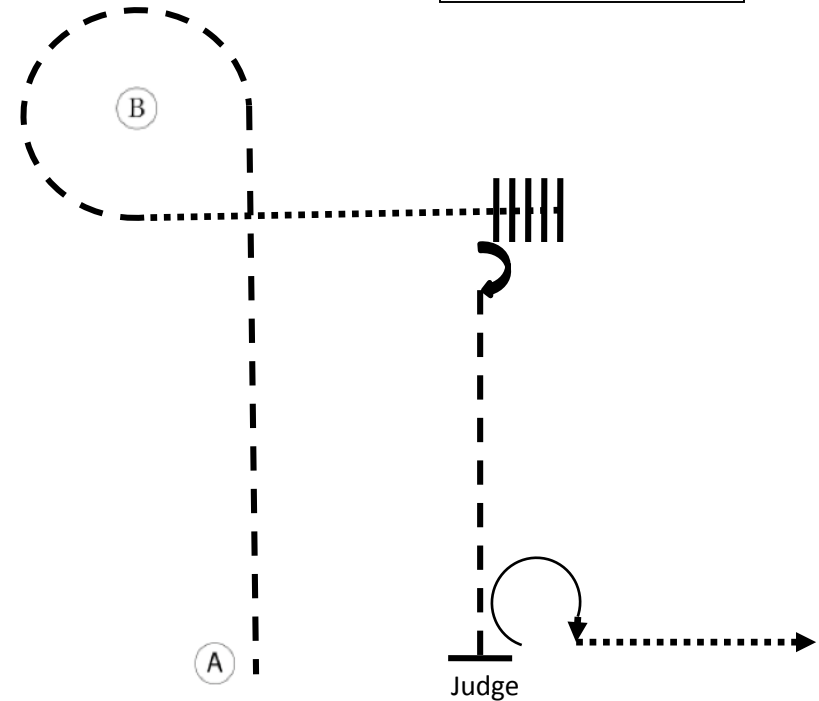


# Hunter Showmanship

PAS 2019

**\*\* Be ready at A\*\***

1. Trot to and around B.
2. Walk from B until past judge.
3. Back until horse's hip is even with Judge.
4. Perform a 90° turn.
5. Trot to Judge.
6. Stop and set up for inspection.
7. When dismissed, perform a 270° turn.
8. Walk straight away from Judge.



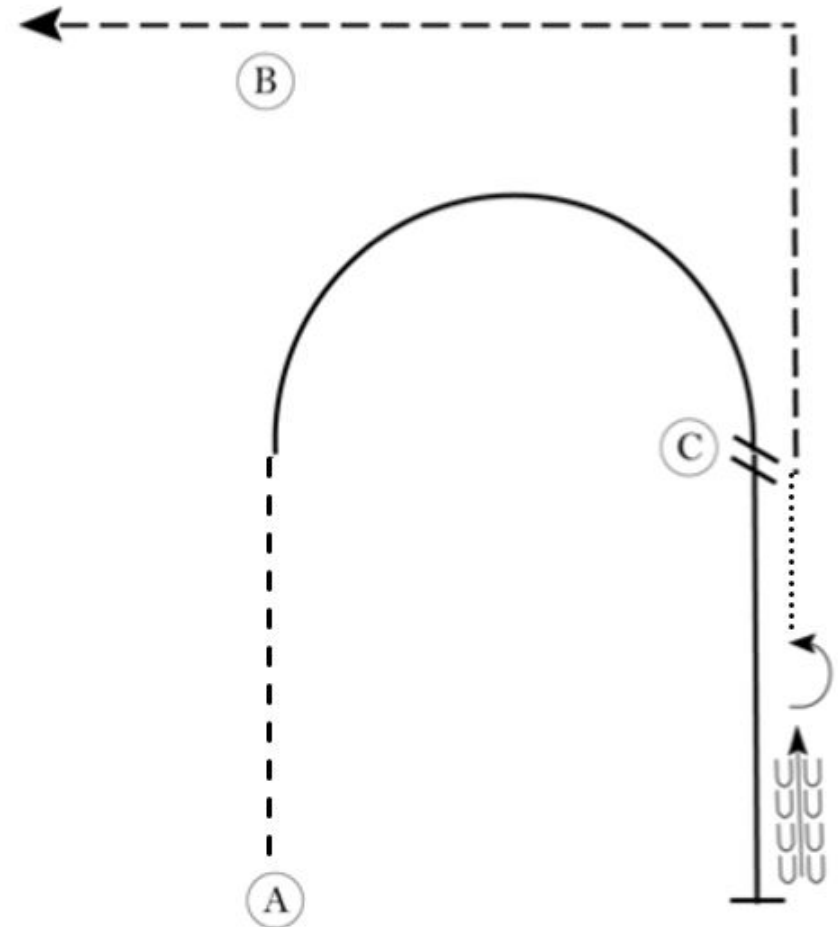
Entrance Gate

# Hunt Seat Equitation

PAS 2019

1. Be ready at A.
2. Trot on the left diagonal halfway to B.
3. Canter half a circle on the right lead to the right to C.
4. Change leads at C.
5. Canter on the left lead to A.
6. Stop at A and back approximately one horse length.
7. Perform a 180° turn on the forehand to the left.
8. Walk to C.
9. At C, rising trot on the right diagonal around the corner toward B.
10. Continue to trot past B.

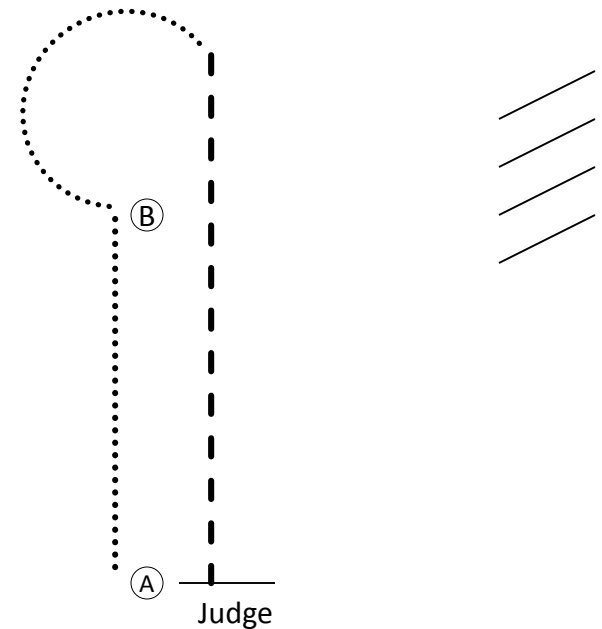
\*\* Pattern is over once you have passed B at the trot.\*\*



# Draft Showmanship

PAS 2019

1. Enter arena and line horse up on a  $\frac{3}{4}$  view facing the arena fence.
2. When judge signals, back horse 5 steps off wall, turn and go to A.
3. As horse leaves line up other exhibitors will move their horses down the wall and wait for judge's signal.
4. Walk horse from A to B. Make a golf club turn and trot to Judge.
5. Pose horse for inspection.
6. When excused, go to the end of the line and move up until returned to the original position.

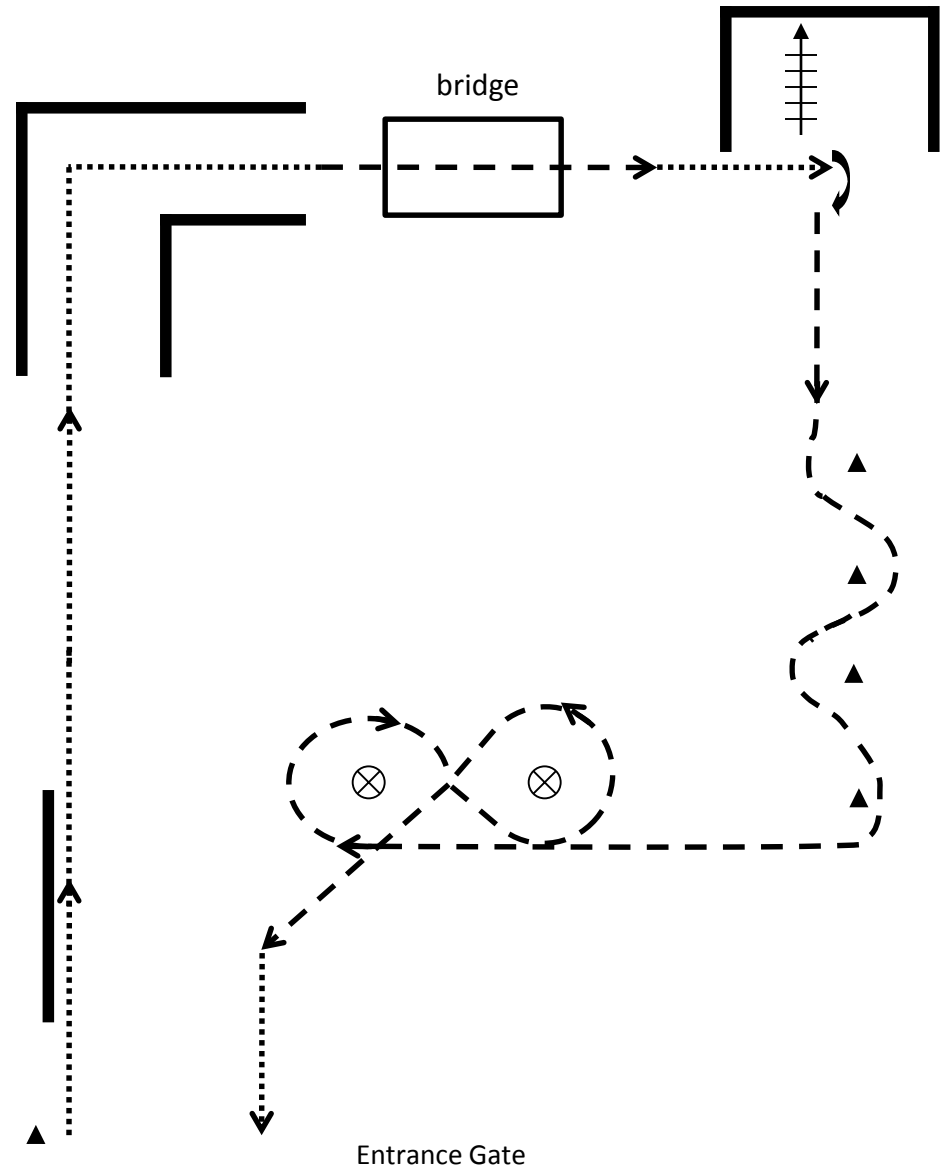


Entrance Gate

# Driven Trail

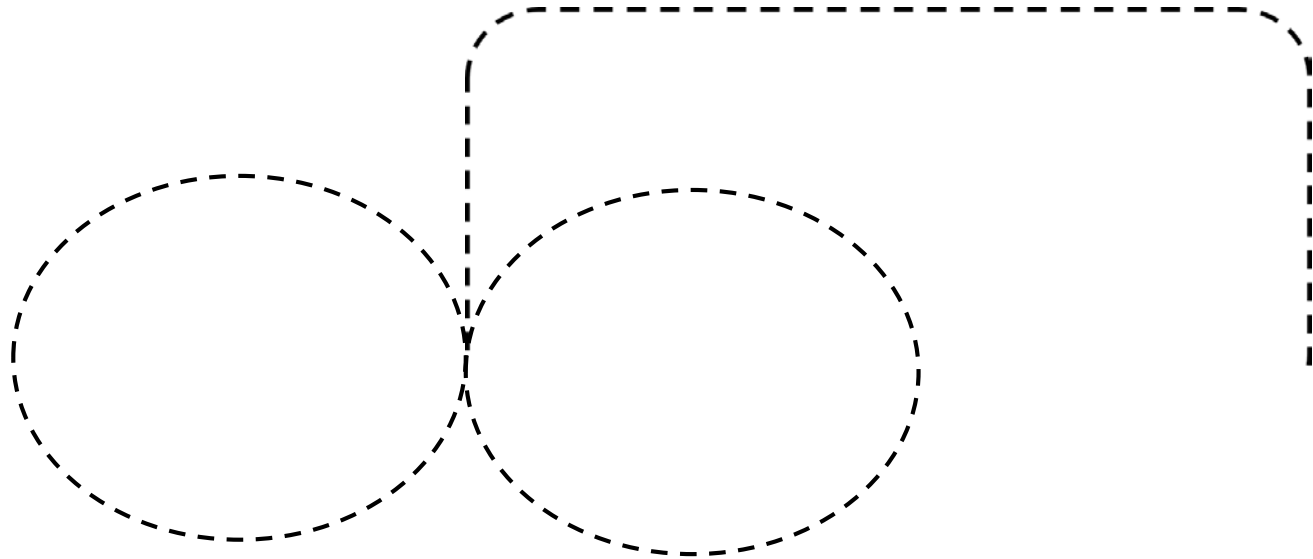
PAS 2019

1. Enter at a walk and drive with left tire one side of the rope and the horse on the other side of the rope.
2. Continue to walk through L.
3. Trot over bridge.
4. At box, fan turn right and back in.
5. Trot out and continue to trot through weave cones.
6. Trot a figure-eight using barrels as a guide.
7. Exit at a walk.



# Driving Reinsmanship

PAS 2019



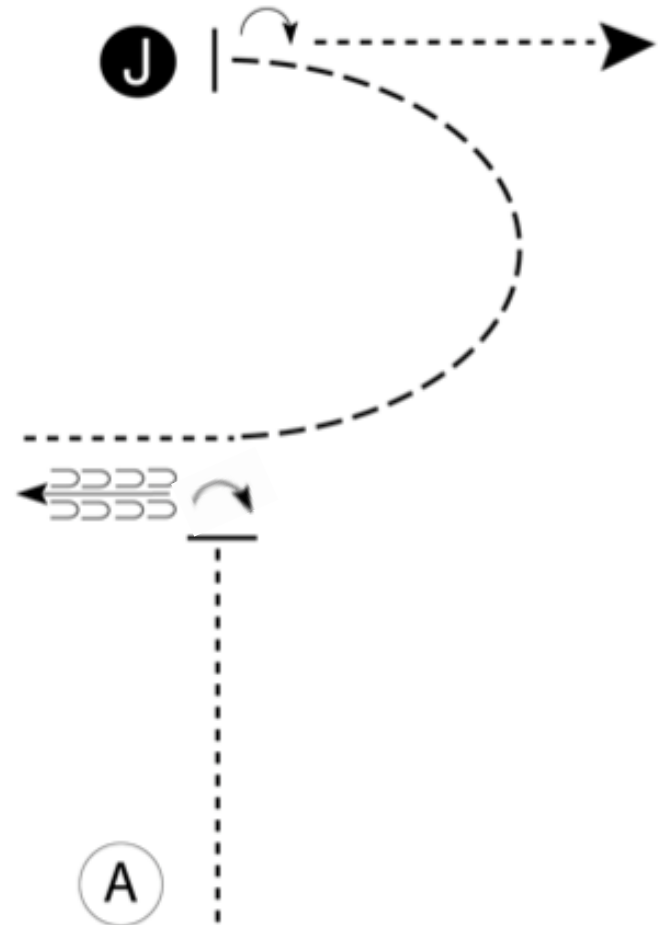
Judge

1. Begin at park gait. Drive down centerline until even with judge, halt & salute.
2. Perform a figure 8 in the direction designated by the judge ahead of time (left or right) at the park gait.
3. Halt, salute & exit at the park gait.

# Easy Gaited & Saddle Type Showmanship

PAS 2019

1. Be ready at A.
2. When acknowledged, walk halfway to Judge.
3. Stop and perform a 90° turn.
4. Back approximately one horse length.
5. Walk until even with Judge.
6. Trot/show gait in a half circle to Judge.
7. Stop and set up for inspection.
8. When dismissed, perform a 180° turn and walk straight away from Judge.

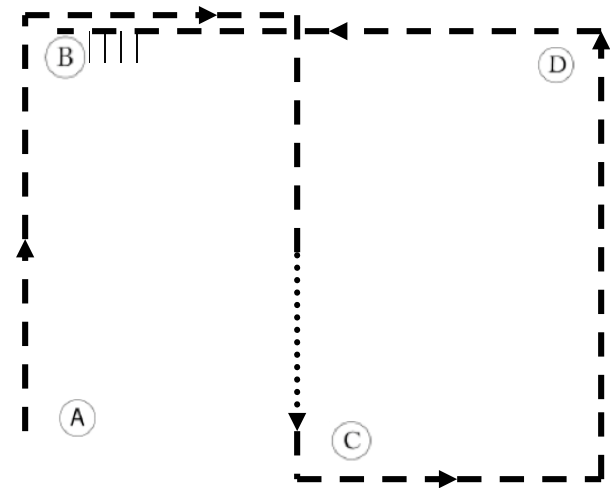




# Easy Gaited Equitation

PAS 2019

1. Be ready at A.
2. Show gait to and around B.
3. Halfway between B and C, break to a show walk and show walk until even with the C.
4. At C, show gait around D to B.
5. Stop at B and back at least 5 steps.

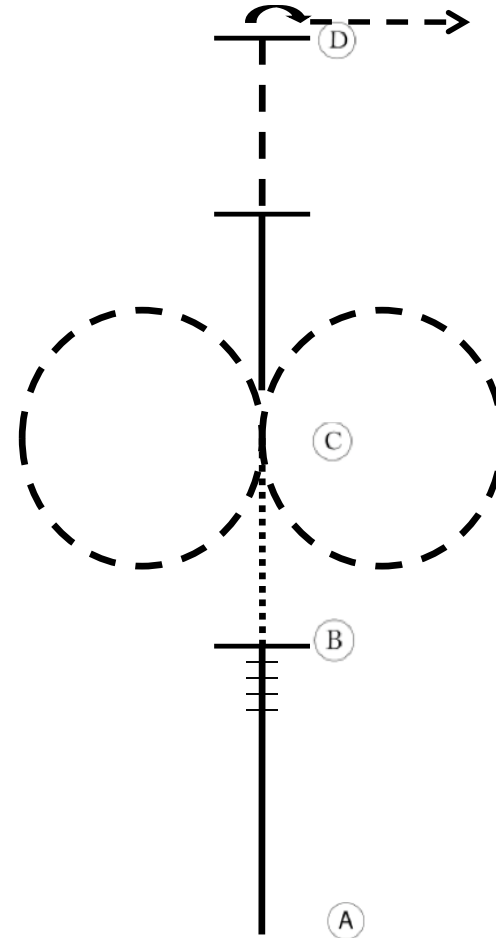


Entrance Gate

# Saddle Seat Equitation

PAS 2019

1. Canter on left lead from A to B.
2. At B stop and back.
3. Walk from B to C.
4. At C, trot a figure-eight, starting to the right.
5. At C, canter on the right lead towards D.
6. Stop midway between C and D.
7. Drop your irons. Posting trot on the right diagonal to D and stop.
8. Turn 90° on the forehand to the right. Pick up your irons.
9. Trot to the lineup.

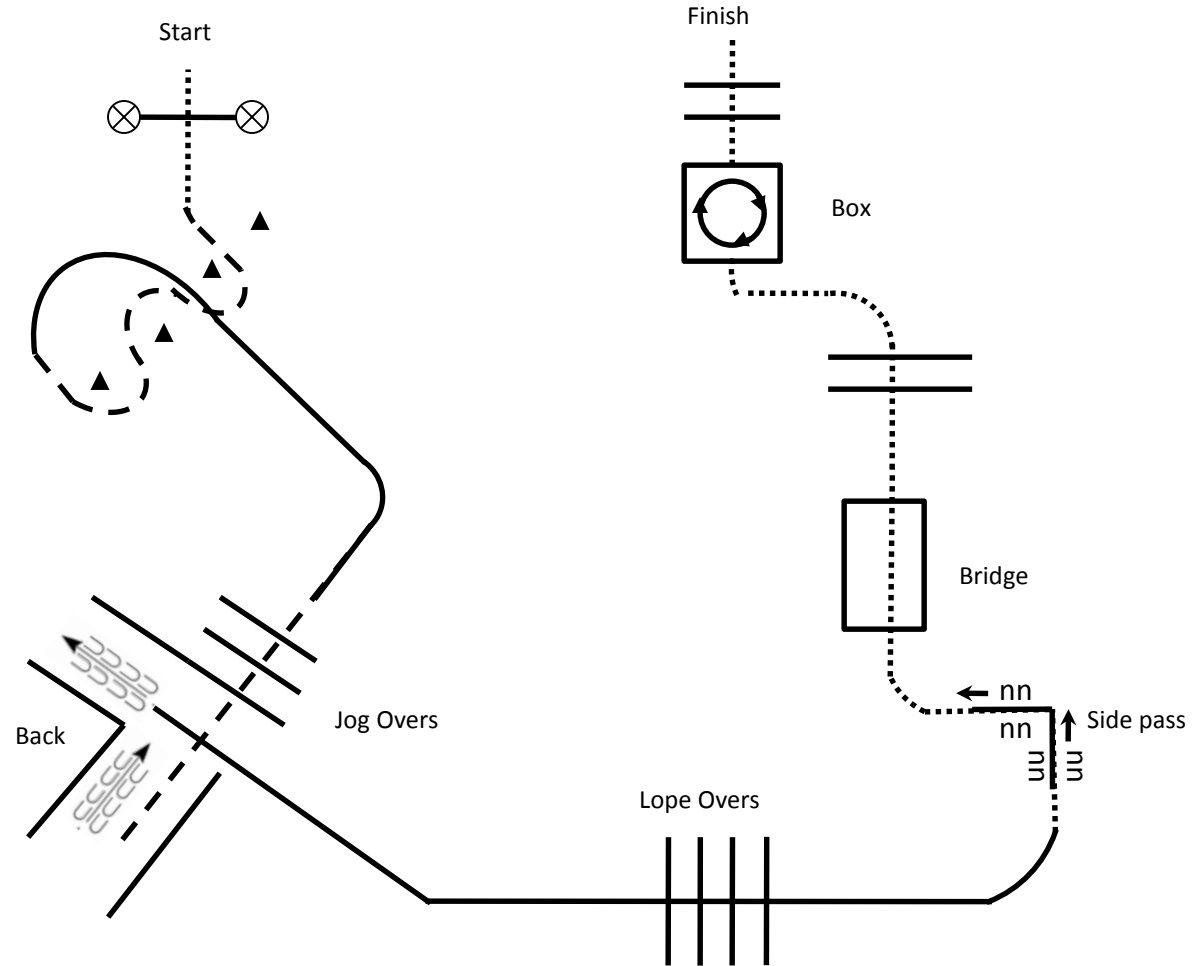


Entrance Gate

# Trail

PAS 2019

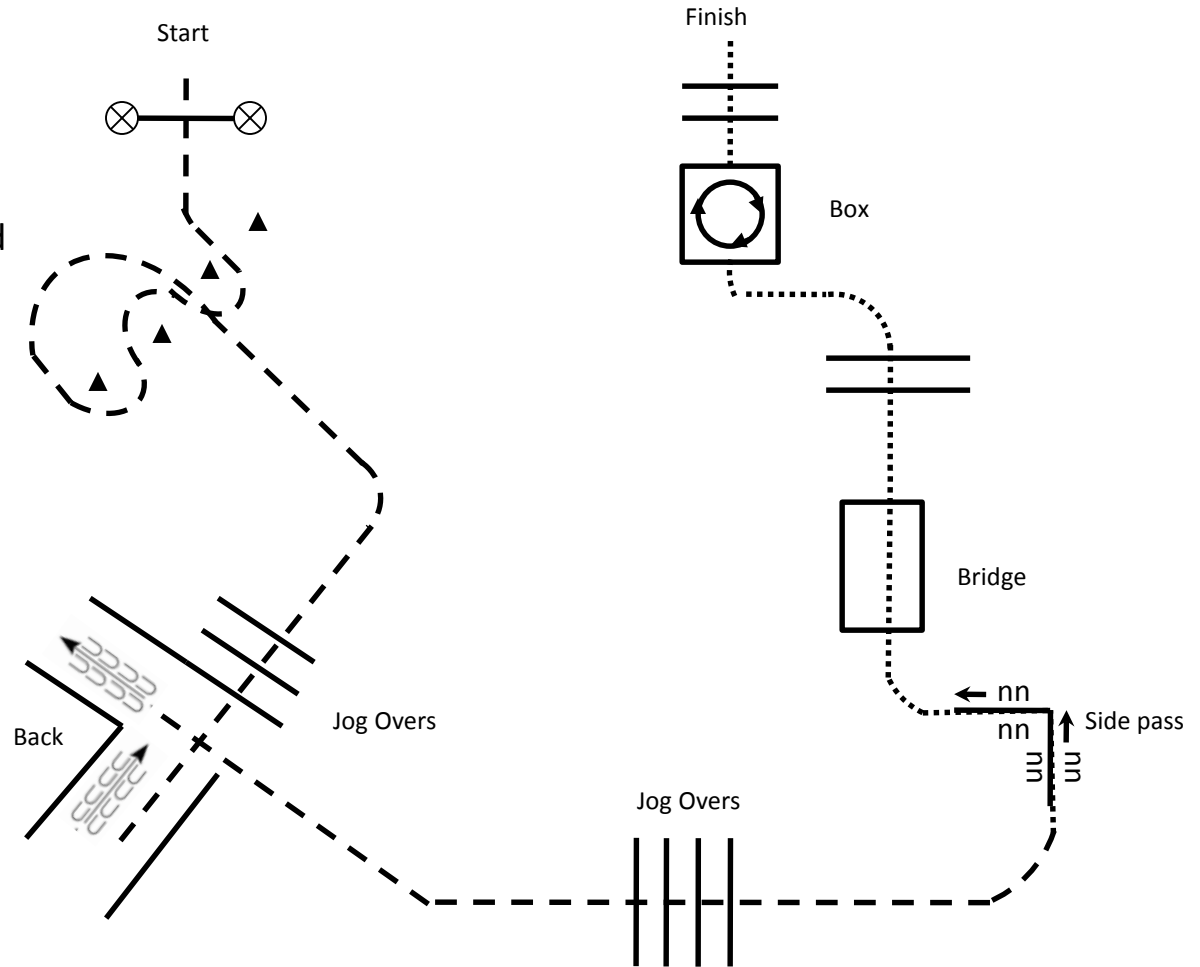
1. Walk to and work gate.
2. Jog/trot/show gait through cones.
3. Lope right lead/show gait to poles.
4. Jog/trot/show gait over poles into chute.
5. Back the L.
6. Lope left lead/show gait out of chute and over poles.
7. Side pass left over poles.
8. Walk over bridge, poles and into box.
9. Perform a 360° turn to the right, walk out of box and over poles to finish.



# Trail In-Hand

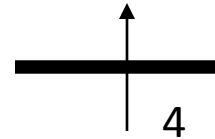
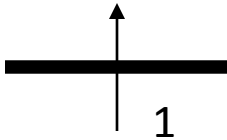
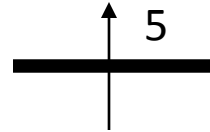
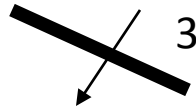
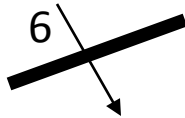
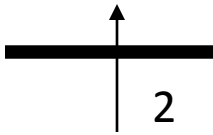
PAS 2019

1. Walk to and work gate.
2. Jog/trot/show gait through cones and over poles into chute.
3. Back the L.
4. Jog/trot/show gait out of chute and over poles.
5. Side pass left over poles.
6. Walk over bridge, poles and into box.
7. Perform a 360° turn to the right, walk out of box and over poles to finish.



# Small Equine Jumpers

PAS 2019

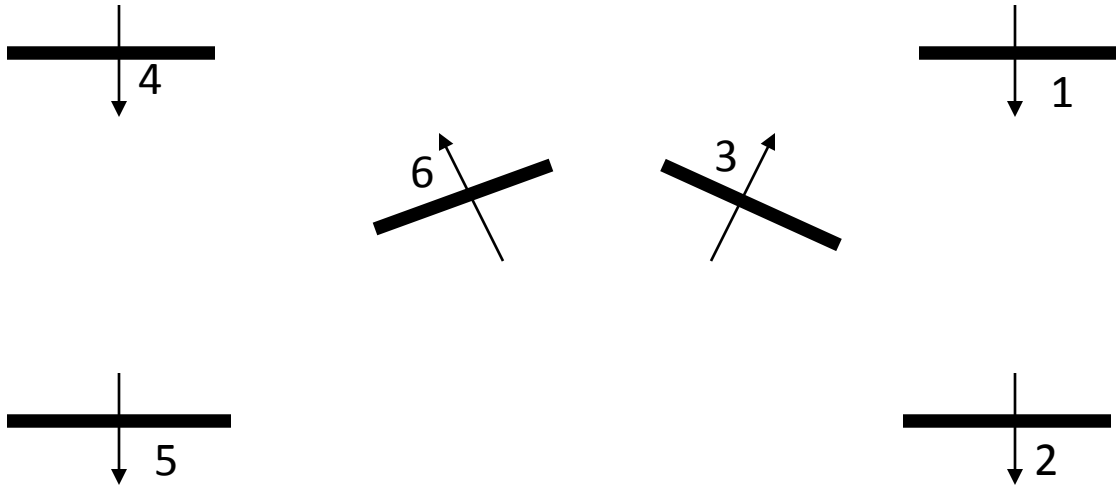


Entrance/Exit Gate

Fence Heights: 12-24"

# Small Equine Hunter In-Hand

PAS 2019



Entrance/Exit Gate

Fence Heights: 12-24"



# **PAS 2019**

**Reining will use Pattern C on page 56 of your Rulebook.**

**Western Riding will use pattern A on page 59 of your Rulebook.**

**Ranch Riding will use pattern C on page 49 of your Rulebook.**